


# Fairyland

Syllabus  
based on  
Common  
European  
Framework

3

Pupil's Book

Jenny Dooley - Virginia Evans



Express Publishing

# Contents

## Theme Song (pp. 4-5)

In this module you will...

### Module 1 (pp. 6-17)

learn, read and talk about...	learn how to...	practise...	write...
<b>Unit 1</b> the characters, numbers (1-10), colours	<ul style="list-style-type: none"> <li>introduce yourself and greet others</li> <li>talk about age</li> <li>identify colours</li> <li>talk about school items</li> </ul>	<ul style="list-style-type: none"> <li>the verb 'to be'</li> <li>a - an</li> <li>this/that</li> <li>plurals(-s)</li> <li>possessive case</li> </ul>	<ul style="list-style-type: none"> <li>about yourself</li> <li>about your school items</li> </ul>
<b>Unit 2</b> school items, commands	<ul style="list-style-type: none"> <li>talk about possession</li> <li>give and follow commands</li> </ul>		

Troll Tales Episode 1 (p. 18)  
 Go Green! 1 (p. 19)  
 Our World (p. 20)  
 Checkpoint 1 (p. 21)

In this module you will...

### Module 2 (pp. 22-33)

learn, read and talk about...	learn how to...	practise...	write...
<b>Unit 3</b> family members, numbers (11-20), jobs	<ul style="list-style-type: none"> <li>identify members of a family</li> <li>talk about jobs</li> <li>offer presents</li> <li>talk about toys</li> <li>make birthday wishes</li> </ul>	<ul style="list-style-type: none"> <li>the verb 'to be'</li> <li>these/those</li> <li>plurals (-es, -ies)</li> </ul>	<ul style="list-style-type: none"> <li>about a member of your family</li> <li>a birthday card</li> </ul>
<b>Unit 4</b> toys, birthdays			

Troll Tales Episode 2 (p. 34)  
 Go Green! 2 (p. 35)  
 Our World (p. 36)  
 Checkpoint 2 (p. 37)

In this module you will...

### Module 3 (pp. 38-49)

learn, read and talk about...	learn how to...	practise...	write...
<b>Unit 5</b> things in a house	<ul style="list-style-type: none"> <li>talk about possession</li> <li>talk about location</li> <li>talk about things in a house/room</li> </ul>	<ul style="list-style-type: none"> <li>possessive adjectives</li> <li>prepositions of place</li> <li>there is/there are</li> </ul>	<ul style="list-style-type: none"> <li>about your room</li> <li>about your house</li> </ul>
<b>Unit 6</b> rooms, things in a house			

Troll Tales Episode 3 (p. 50)  
 Go Green! 3 (p. 51)  
 Our World (p. 52)  
 Checkpoint 3 (p. 53)



In this module you will...

**Module 4**  
(pp. 54-65)

learn, read and talk about...	learn how to...	practise...	write...
<b>Unit 7</b> parts of the body	<ul style="list-style-type: none"> <li>identify parts of the body</li> <li>describe appearance</li> <li>talk about abilities</li> </ul>	<ul style="list-style-type: none"> <li>the verb 'have got'</li> <li>plurals (irregular)</li> <li>the verb 'can'</li> </ul>	<ul style="list-style-type: none"> <li>about your favourite cartoon character</li> <li>about what you can do</li> </ul>
<b>Unit 8</b> activities			

**Troll Tales Episode 4** (p. 66)  
**Go Green! 4** (p. 67)  
**Our World** (p. 68)  
**Checkpoint 4** (p. 69)

In this module you will...

**Module 5**  
(pp. 70-81)

learn, read and talk about...	learn how to...	practise...	write...
<b>Unit 9</b> clothes, weather	<ul style="list-style-type: none"> <li>talk about clothes</li> <li>describe the weather</li> <li>talk about animals</li> </ul>	<ul style="list-style-type: none"> <li>present continuous</li> </ul>	<ul style="list-style-type: none"> <li>about your magic moments</li> <li>a letter</li> </ul>
<b>Unit 10</b> animals			

**Troll Tales Episode 5** (p. 82)  
**Go Green! 5** (p. 83)  
**Our World** (p. 84)  
**Checkpoint 5** (p. 85)

In this module you will...

**Module 6**  
(pp. 86-97)

learn, read and talk about...	learn how to...	practise...	write...
<b>Unit 11</b> food, time	<ul style="list-style-type: none"> <li>talk about food</li> <li>tell the time</li> <li>talk about everyday activities</li> <li>talk about Environment Day</li> </ul>	<ul style="list-style-type: none"> <li>present simple</li> <li>some/any</li> <li>prepositions of time</li> </ul>	<ul style="list-style-type: none"> <li>about your favourite meal</li> <li>about your favourite day</li> </ul>
<b>Unit 12</b> daily routine, Environment Day, days of the week			

**Troll Tales Episode 6** (p. 98)  
**Go Green! 6** (p. 99)  
**Our World** (p. 100)  
**Checkpoint 6** (p. 101)

**Optional Units** (pp. 102-105)  
**Our School** (pp. 106-111)



# 2a

## Time for school!



### 1 Listen and read.

Pupils follow the adventures of four children and their magic friends.



### 2 Read and choose.

- 1 "It's an aeroplane."  
A Harry      B Erlina
- 2 "No, it's a pen."  
A Harry      B Alvin
- 3 "And what's that?"  
A Erlina      B Alvin



pencil case

pencil

rubber

book

schoolbag

desk

aeroplane

### 3 Write a or an.



a school



..... umbrella



..... orange



..... schoolbag

- What's **this**?  
It's **a** pencil.
- What's **that**?  
It's **an** aeroplane.

Clear and simple grammar presentation.

### 4 Look, ask and answer. Then write.

1 What's **this**?  
It's **a pencil case**.



3 What's ..... ?  
It's .....




2 What's ..... ?  
It's .....



4 What's ..... ?  
It's .....



### 5 Listen and colour.



### 6 Let's play!




2b

# It's a magic pen!



teacher

## 1 Listen and read.



## 2 Read again and circle.

1 Look at Mona's **pens/pencils**!

2 Look at Harry's **books/pencil case**!

14

Module 1




classroom



notebook



sharpener



ruler



board



chair


New vocabulary is always presented at the beginning of the lesson.

### 3 Count. Say. Write.

1 two **notebooks**



2 three .....



3 four .....



4 five .....



pencil      pencils




Look at Mona's pencil.  
**It's** so funny!


Look at Mona's pencils.  
**They're** so funny!

### 4 Talk with your friend.

1 **A:** Look at Alvin's hats!  
**B:** They're so funny!



### 5 Listen and number.



**Fairy files!**

*my* **Magic School**

15

Module 1

Pupils explore the magic all around them.



# Let's do it!



colour



read

1 Listen and draw lines.

Lively, TPR songs with a lot of repetition.



A, B, C.  
One, two, three.  
Read and sing,  
Sing along with me!

A, B, C.  
One, two, three.  
Listen and sing,  
Sing along with me!

A, B, C.  
One, two, three.  
Colour and sing,  
Sing along with me!


A, B, C.  
One, two, three.  
Write and sing,  
Sing along with me!



★ Now sing and do!

★ Let's play!

Simon says, "Listen!"







listen



write



open your book



sing



stand up



sit down



be quiet

3 **Read and answer.**

★ What is Julia's favourite colour?



Look at my favourite things!



This is my schoolbag. It's red.



This is my red pencil case.

This is my notebook. It's red, too!



**Red is my favourite colour!**

Pupils are guided gently into reading and writing.

4 **Portfolio:** Draw and write.



This is my pencil case. It's blue. Blue is my favourite colour!

Pupils create and file their work in the Language Portfolio.

5 Listen and say. Then read.



Look! A red fox in a blue box.

Pronunciation practice is presented in a humorous way.



# Troll Tales!



Strip cartoons to promote reading for pleasure.

## Episode 1: Listen and read.



• Now take roles and read.

# Go Green! 1

## This is my tree!



★ Look at the pictures. Now draw your own apple tree!



leaves



apples



branches

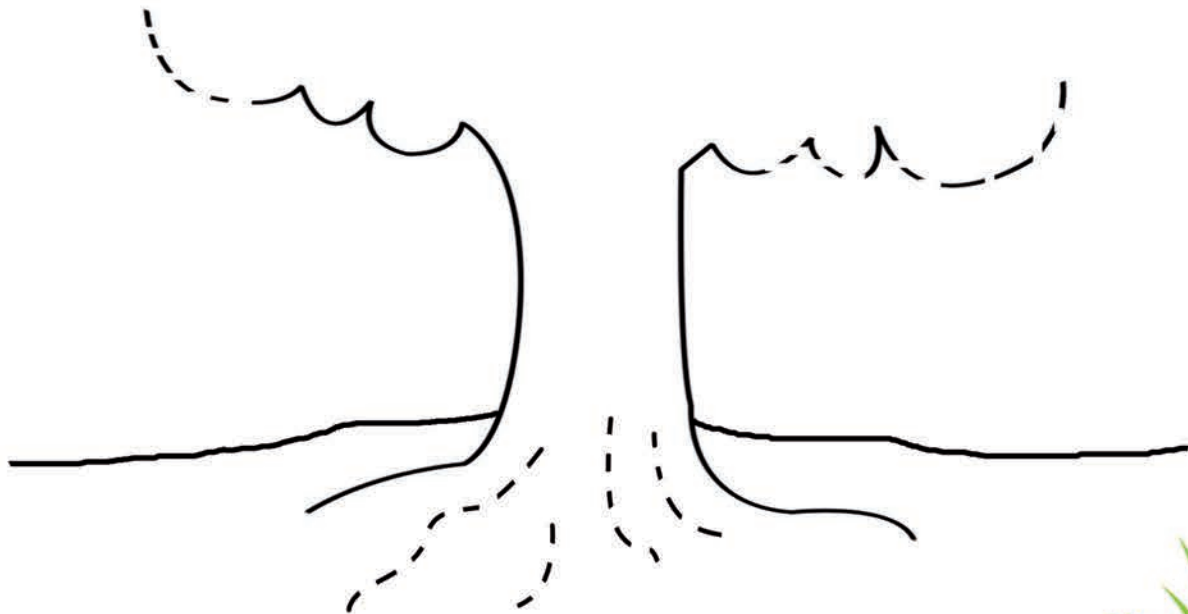


roots



trunk

Pupils learn to respect the environment.





# OUR WORLD

Pupils compare and contrast different cultures.

Hello!  
My name is Lucas. I am 8 years old. I'm from Germany. My flag is black, red and yellow.



Hi!  
My name's Jennifer. I'm 9 years old. I'm from the UK. My flag is red, white and blue.



Hello!  
I'm Jane and I'm 7. I'm from Canada. My flag is red and white.



1 Look, read and match.

**NAME**

**AGE**

**FLAG**

1 Lucas

9

black, red and yellow

2 Jennifer

7

red and white

3 Jane

8


red, white and blue

Revision at the end of every module.

# Checkpoint

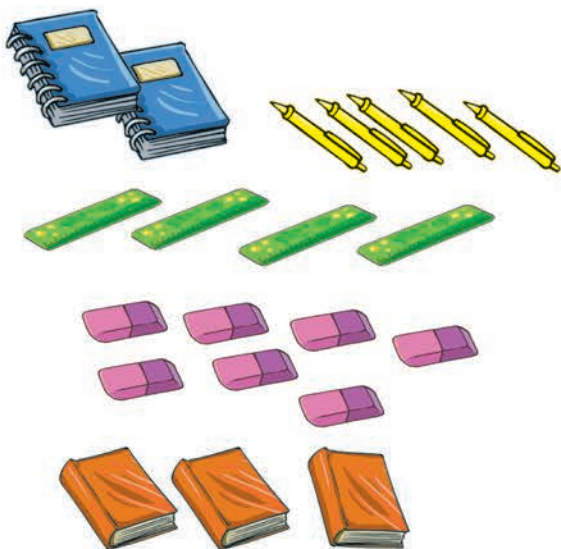
Units 1 - 2

## 1 Read and write **this** or **that**.



## 2 Count and write.

- 0 **two** blue notebooks
- 1 ..... yellow pens
- 2 ..... purple rubbers
- 3 ..... green rulers
- 4 ..... orange books



## 3 Read and **circle**.

- 0 A: Is that Harry's pencil case?  
B: a) No, it's Lee.  
    **b) No, it's Lee's.**
- 1 A: How old are you?  
B: a) I'm ten.  
    **b) I'm Alvin.**
- 2 A: What's your name?  
B: a) I'm blue.  
    **b) I'm Adam.**
- 3 A: Who's that?  
B: a) That's great.  
    **b) That's Mona.**

### Now I can

- introduce myself and greet others
- count from 1-10
- say the colours
- talk about my school things

in English

Pupils can check their progress upon completion of every module.



# OUR SCHOOL GEOGRAPHY

Pupils use English to explore other subject areas.

1 Look and draw lines.



## THE UK



## THE USA



## AUSTRALIA



2 **Portfolio:** In groups, make a map of your country. Include pictures (animals, buildings, people, food, etc).